

First Beamsplitter


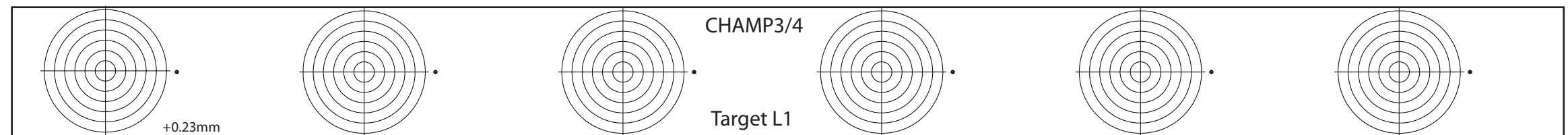
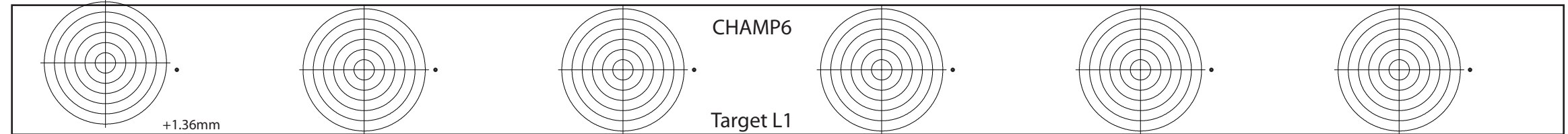
@ mirror	
B1:	4.5 (incoming beam level)
B2:	4.5
B3:	4.5 (CHAMP3: 4.530, 2.7' up)
B4:	4.5 (CHAMP4: 4.532, 3.7' up)
B5:	4.5
B6:	4.524 (incoming 6.03' upward)

Second Beamsplitter

@ mirror	
B1:	4.521 (incoming +13.7', outgoing level)
B2:	4.521
B3:	4.521
B4:	4.521
B5:	4.521
B6:	4.521

Target R1 (first transmitted side)

@ mirror		@ target
B1:	4.394"	4.407 (-13.7')
B2:	4.394	4.409
B3:	4.394	4.410 (CHAMP3: 4.407", -11')
B4:	4.394	4.412 (CHAMP4: 4.407", -10')
B5:	4.394	4.413
B6:	4.394	4.405 (-7.7')



Post and Shim Information

Target	Post (in)	Shim (in)
R1	3.910	0.0
R2	3.910	0.111
L1	3.903	0.0
L2	3.903	0.118

Target L1

@ mirror		CHAMP6 @ target	CHAMP4 @target	CHAMP3 @target
B6:	4.394"	4.457	(B4) 4.415	(B3) 4.409
B1:	4.394	4.402 +1.36mm	4.402 +0.30mm	4.402 +0.16mm
B2:	4.394	4.403	4.403	4.403
B3:	4.394	4.405	4.405	XX
B4:	4.394	4.406	XX	XX
B5:	4.394	4.407	XX	XX

Target R2

@ mirror		@ target
B1+6:	4.521	4.521
B2+1:	4.521	4.521
B3+2:	4.521	4.521
B4+3:	4.521	4.521
B5+4:	4.521	4.521
B6+5:	4.521	4.521

Target L2

@ mirror		@ target
B1+6:	4.521	4.521
B2+1:	4.521	4.521
B3+2:	4.521	4.521
B4+3:	4.521	4.521
B5+4:	4.521	4.521
B6+5:	4.521	4.521